



Broaster[®] Designer Series Heated Merchandiser



Left: GRCD-2P featuring optional red designer color, optional backlit base holder, and optional vinyl graphic transparency insert. Right: GRCD-1PD with optional red designer color.

Standard Features

- *Curved tempered glass fronts, fullview tempered glass sides, and incandescent display lighting* – spotlights your product with maximum visibility. Ideal for quick service restaurants, c-stores, delis, or any operation where the ultimate in product merchandising and holding is important.
- *Thermostatically controlled heated base* – each unit features an exclusive infra-red heat pattern and heated base with special “cool-to-the-touch” base construction to assure that your foods retain their quality and freshly prepared taste.
- *Variety of sizes to fit your needs* – choose from one, two, or three-pan wide models in either single or dual shelf configurations.
- *Designer colors* – available in standard stainless steel and a wide range of optional colors including Warm Red, Gray Granite, White Granite, Black, Navy Blue, and Hunter Green.
- *Flip-up doors and backlit bases* – available for two and three-pan models, the optional flip-up doors* provide selfserve convenience for greater impulse sales while the optional backlit base* (graphics for sign holder additional) provides the opportunity for enhanced merchandising and branding.

* optional features are not retrofittable



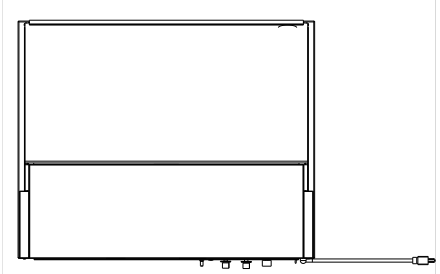
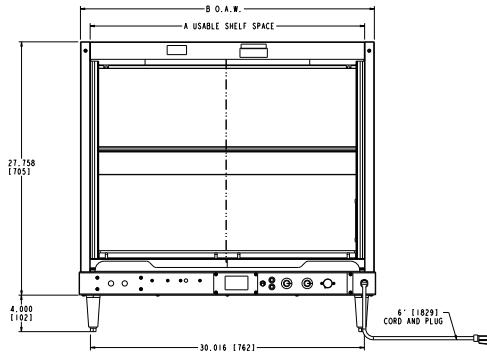
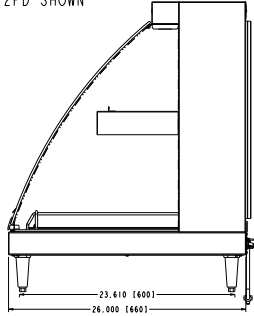
Specifications

Model GRCD-XP Designer Series Heated Merchandiser includes single shelf display areas and radiant heat systems to maintain safe product temperature.

Thermostatically controlled heated base has full view tempered glass sides and incandescent display lights. Infra-red heating element is contained in tubular metal. Unit includes cord and plug.

Broaster® Designer Series Heated Merchandiser

NOTE:
GRCD-2PD SHOWN



Single Shelf

Model ¹	Electrical Requirements ²	Overall Dimensions			Shipping Weight
		W	D	H ⁴	
GRCD-1P	120 volt, 1 ph., 60 hz., 410 watts	20 5/8" (524 mm)	26" (660 mm)	24" (610 mm)	95 lbs. (43 kg)
GRCD-2P	120 volt, 1 ph., 60 hz., 780 watts	32 1/2" (826 mm)	26" (660 mm)	24" (610 mm)	120 lbs (55 kg)
GRCD-3P	120 volt, 1 ph., 60 hz., 1005 watts	45 1/2" (1156 mm)	26" (660 mm)	24" (610 mm)	152 lbs. (69 kg)

Dual Shelf

Model ¹	Electrical Requirements ²	Overall Dimensions			Shipping Weight
		W	D ^{3,5}	H ^{4,5}	
GRCD-1PD	120 volt, 1 ph., 60 hz., 860 watts	20 5/8" (524 mm)	26" (660 mm)	31 3/4" (806 mm)	98 lbs. (45 kg)
GRCD-2PD	120 volt, 1 ph., 60 hz., 1210 watts	32 1/2" (826 mm)	26" (660 mm)	31 3/4" (806 mm)	170 lbs (77 kg)
GRCD-3PD	120 volt, 1 ph., 60 hz., 1710 watts	45 1/2" (1156 mm)	26" (660 mm)	31 3/4" (806 mm)	218 lbs. (99 kg)

Specifications Notes:

- "P" in model number indicates the number of food pans unit will hold (with the same number of half-size pans for those units with a top shelf), i.e., 2P = two pans. "D" in model number indicates a dual shelf model.
- Export voltages available. All models furnished with electrical cord having NEMA 5-20P plug configuration. Cord is located on control side at right base corner.
- Add 1/2" (13 mm) to depth for models with flip-up doors (available option for GRCD-2PD and GRCD-3PD models only).
- Height dimension includes 4" (102 mm) for mounting legs. NSF requires units over 36" (914 mm) in width or weighing more than 80 lbs. (36 kg) to be either sealed to the installation surface or raised above it with the included legs.
- Add 3" (76 mm) to depth and 3" (76 mm) to height for models with backlit base sign holder, an available option for GRCD-2PD and GRCD-3PD models only (not available for Canada).

Accessories & Options Available

- Pan Skirts
- Mirrored Glass Doors
- Stainless Steel Food Pans
- Black Plastic Food Pans
- Wire Trivets
- Color Option
- Sign
- Sign Holder